



Little River Sportsman's Association IDPA

## Stage 2 – Tight Shots

Stage Designer: Joe C @ MWT



**Scenario:** You are working voter registration for the next Presidential election. Opposition supporters notice your hat and it goes downhill quick.

**Start Position:** Standing at P1

**Firearm Condition:** IDPA firearm loaded with 6 rounds and an empty chamber in the IDPA test box.

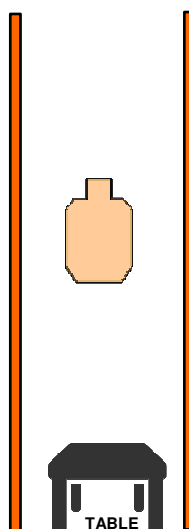
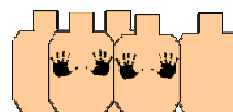
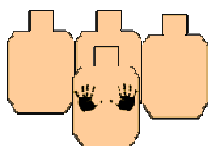
**Procedure:** At the signal, retrieve firearm and engage T1 with 6 rounds. Engage remaining targets with at least 2 rounds each from cover.

**Identify points of cover (PoC) and fault lines:** Refer to diagram below and identified in the walkthrough.

**Muzzle Safe Points:** 180 Degree Rule

**Scored Hits:** 18 **Scoring:** Unlimited

**SO Notes:** Bay 6 Targets: 6 IDPA, 4 Non-threats



P1