



Little River Sportsman's Association IDPA

Stage 8 – Poker Night

Stage Designer: USSA IDPA Design Team



Scenario: You and another player have run short of cash at the weekly poker game so you added your guns to the pot.

Start Position: Seated in the chair holding the other guys loaded gun pointed at any threat target.

Firearm Condition: Pickup gun loaded with 6 rounds. Your firearm is unloaded on the table (slide/bolt/cylinder closed), trigger on the X, pointed downrange, 1st magazine on the table.

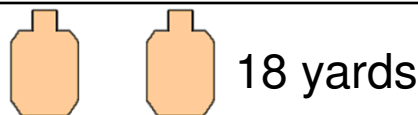
Procedure: At the signal, engage one threat with at least 3 rounds and then place pickup gun in plastic box. Retrieve your firearm and engage remaining targets with at least 3 rounds each while seated.

Identify points of cover (PoC) and fault lines: Refer to diagram below and identified in the walkthrough.

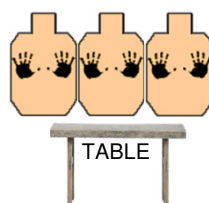

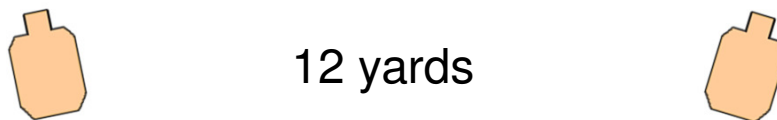
Muzzle Safe Points: Floating 180 degree rule (loaded pickup gun muzzle must remain W/I muzzle safe zone)

Scored Hits: 18 **Scoring:** Unlimited

SO Notes: Bay 8 Targets: 6 IDPA, 3 Non-threats Revolver loaded after shooter is seated. Unloaded bagged gun is safe no matter what direction it is pointing.



- Make Ready
- Shooter Sits
- SO loads Pickup Gun
- SO puts Pickup gun in Box
- Shooter retrieves Gun
- Shooter assumes start position



- Unload and Show Clear
- Shooter makes their gun safe
- SO unloads and bags pickup gun
- Range Clear