

# Stage 2 - Run-Shoot? Shoot-Run?

RULES: IDPA

COURSE DESIGNER: Lee Turner

**START POSITION:** String 1, at P1, facing downrange. IDPA weapon loaded to IDPA division capacity and holstered. String 2 begins at P2

**Scenario:** You are being approached by 3 armed felons. Is it faster to shoot while moving to cover or take cover then shoot?

## Stage Procedure:

**STRING 1:** Take low cover behind barrel, then engage T1-T3 with 2 rounds each, in any order. Unload, Show Clear, Holster, then move to P2

**STRING 2:** Engage T4-T6 with 2 rounds each while moving to low cover at barrel. Last shot must be fired after reaching cover with one knee on the ground.

**SCORING:** Vickers

**START-STOP:** Audible - Last shot

**PENALTIES:** IDPA Scoring

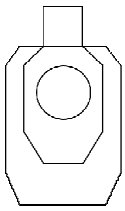
**MIN ROUND COUNT:** 12

6 Shoot Targets

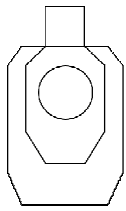
0 No Shoot Targets

2 Steel Barrels, 1 Plastic Barrel

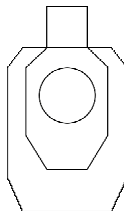
**BAY 1B**



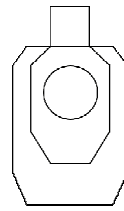
**T1**



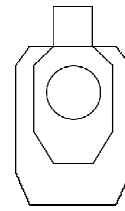
**T2**



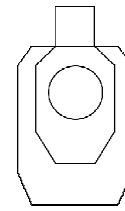
**T3**



**T4**



**T5**



**T6**



**P1**



**P2**